

Quarterly Disclosure Statement for 1 April 2014 - 31 March 2015

Aon KiwiSaver Scheme Aon - Nikko Balanced Fund

What is the purpose of this statement?

This statement provides key information about the Aon KiwiSaver Scheme Aon - Nikko Balanced Fund. It tells you how the fund has performed and what fees it charged, and will help you to compare it with other funds. We prepared this statement in accordance with the KiwiSaver (Periodic Disclosure) Regulations 2013. This information is not audited and may be updated.

Description of the fund

The Aon - Nikko Balanced Fund provides an active and diversified exposure to major New Zealand and international asset classes. The fund's objective is to give rates of return in excess of inflation appropriate for a long term investment strategy for retirement.

Total value of the fund	\$5,067,183
Number of members in the fund	469
Date the fund started	31 October 2007

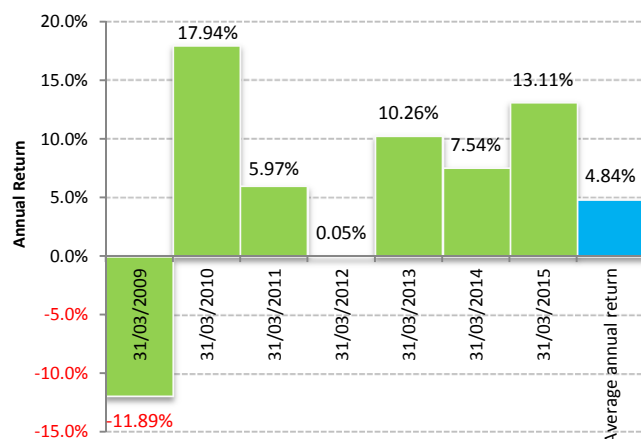
How has the fund performed?

Past year

Annual return (after deductions for fund fees and tax ¹)	13.11%
---	---------------

How has the fund performed in the past?

This graph shows the return after fees and tax for each tax year since the fund started and the average annual return since the fund started. It's important to note that this doesn't tell you how the fund will perform in the future.



What fees were members charged?

The returns above are after deductions for **fund fees**². These fees were last totalled up for the year to 31 March 2014 and were:

Total fund fees	1.27%
<i>Which are made up of:</i>	
Annual management fee	0.75%
Performance-based fees	0.05%
Other fees and costs	0.47%

Members were also charged **membership fees**³ of \$49.80 over the year.

Members may also be charged fees for specific actions or decisions (e.g. switching funds). See the [Aon KiwiSaver Scheme Investment Statement](#) for more information about these fees.

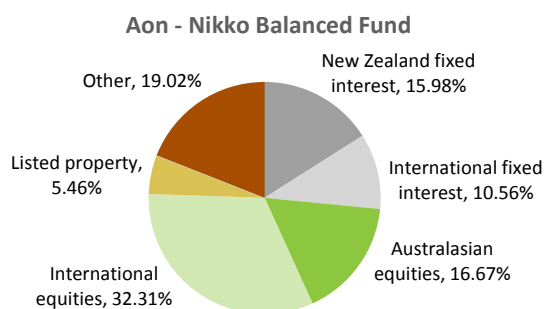
Example of how this applies to a member

Jason had \$10,000 in the fund at the start of the year and didn't make any further contributions. At the end of the year, Jason received a return after fund fees and tax were deducted of \$1,311 (that's 13.11% of his initial \$10,000). Jason also paid \$49.80 in membership fees. This gives Jason a total return of \$1,261.20 for the year.

What does the fund invest in?

Actual investment mix

This shows the type of assets that the fund invests in.



Target investment mix

This shows the mix of assets that the fund generally intends to invest in.

Cash and cash equivalents	0.00%
New Zealand fixed interest	17.00%
International fixed interest	12.00%
Australasian equities	16.00%
International equities	32.00%
Listed property	5.00%
Unlisted property	0.00%
Other ⁴	18.00%

Top 10 investments

	Asset name	Percentage of fund net assets	Asset class	Country location	Credit rating (if applicable)
1	JP Morgan Multi Strategy Fund	8.99%	Other	Cayman Islands	
2	Rabobank Nederland NZ 030517 5.38 Cb	2.96%	New Zealand fixed interest ⁵	New Zealand	A+
3	Goodman Property Trust	1.14%	Listed property	New Zealand	
4	Summerset Group Holdings Ltd	1.12%	Australasian equities	New Zealand	
5	New Zealand Refining Company Ltd	1.02%	Australasian equities	New Zealand	
6	Infratil Ltd	1.01%	Australasian equities	New Zealand	
7	Kiwi Property Group Ltd	1.00%	Listed property	New Zealand	
8	Argosy Property Ltd	0.97%	Listed property	New Zealand	
9	Mainfreight Ltd	0.92%	Australasian equities	New Zealand	
10	Precinct Properties New Zealand Ltd	0.79%	Listed property	New Zealand	

The top 10 investments make up 19.92% of the fund.

Key personnel

This shows the employees or directors of the fund who have the most influence on the investment decisions of the fund.⁷

Name	Current position	Time in current position	Previous position	Time in previous position
Peter Lynn	Managing Director	4 years, 6 months	Head of Strategy – Tyndall	2 years
Iain Lindsay	Co-Head of Global Lead Portfolio Management	10 years, 9 months	Senior Portfolio Manager Global Fixed Income and Currency, Tyndall	3 years
Fergus McDonald	Head of Bonds and Currency	14 years, 6 months	NZ Fixed Interest Portfolio Manager – Tyndall/Norwich	10 years
Ken Ostergaard	Head of Multi-Manager, Tyndall Australia	7 years, 6 months	Director of Fund Ratings - Standard & Poor	3 years, 6 months
Ian Bellew	Fixed Income Manager	2 years, 6 months	Cash & Currency Manager - Tyndall	14 years

Further information

Information about conflicts of interest

There have been no changes to the nature, or increases in the scale of, the Aon - Nikko Balanced Fund's related party transactions compared with the last quarter. See the Aon KiwiSaver Scheme Investment Statement for more information about the scheme's related party transactions.

Changes to trade allocation, execution and proxy voting policies

There have been no changes to the fund's trade allocation, execution and proxy voting policies in the past three months.⁸

Changes to valuation methods

There have been no changes to the fund's valuation methods in the past three months.

Electronic disclosure of this information

The information contained in this document, including some additional information, is available for download in a spreadsheet [here](#).

See the [Aon KiwiSaver Scheme's Investment Statement](#) for more information.

¹ Returns in this statement are after tax at the highest prescribed investor rate (PIR) of tax for an individual New Zealand resident. Your tax rate may be lower.

² Fund fees are fees charged as a percentage of a member's interest in the fund (i.e. as a percentage of their KiwiSaver account balance).

³ Membership fees are the fixed dollar charges for membership in the Aon KiwiSaver Scheme.

⁴ Aon - Nikko Balanced Fund has a 9% allocation to the Nikko Option Fund and a 9% allocation to the Nikko Multi Strategy Fund. See the Aon KiwiSaver Scheme's Investment Statement for more information.

⁵ These investments are made under the 18% target asset allocation to "Other" and the Nikko Option Fund. See note 4 above.

⁶ The key personnel named are employed by Nikko Asset Management Limited, not the Manager of the Aon KiwiSaver Scheme.

⁷ The Aon - Nikko Balanced Fund does not have any trade allocation or proxy voting policies. For trade execution, assets are invested/redeemed at benchmark asset allocations. Assets are reweighted to benchmark asset allocations if they exceed +/- 5.0%.

Aon Saver Limited

PO Box 3167, Shortland Street, Auckland 1140


Tel: (09) 362 9000 • Fax: (09) 362 9821

Aon Saver Limited, the Manager of the Aon KiwiSaver Scheme, states that:

- this disclosure statement has been prepared for the purposes of the *KiwiSaver (Periodic Disclosure) Regulations 2013 (the **Regulations**)*; and
- to the best of our knowledge after making reasonable inquiry, all information required by the Regulations has been disclosed in accordance with the Regulations and the information presented is accurate; and
- this disclosure statement does not contain any matter that is likely to deceive or mislead with regard to any particular that would be material to an offer of an interest in the Aon KiwiSaver Scheme.



Janet Hayden
Director



Robert Ludlow
Director

22 April 2015